

截止阀

Globe Valve

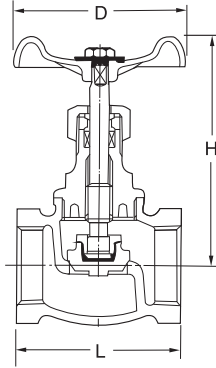


PN10

青铜丝扣截止阀 (明杆式)

Cast Bronze Globe Valve (Rising stem) Threaded ends to BS21

A



■ 最高工作压力 [Maximum Working Pressure]

120℃压力变动小的水·油·气 [120℃ W.O.G.non-shock]	1.0MPa(10bar)
饱和蒸气 [Saturated steam]	0.8MPa (8bar)

■ 材质 [Materials]

零件 [Parts]	材质 [Material]
阀体 [Body]	青铜CAC [Cast bronze CAC]
阀盖 [Bonnet]	黄铜 (DN8 ~ DN80)/C3771BE 青铜 (DN100)CAC [Forged brass(DN8 ~ DN80)/ C3771BE Cast bronze(DN100) CAC]
阀杆 [Stem]	K-合金 [K-Metal]
闸瓣 [Disc]	青铜CAC [Cast bronze CAC]
填料 [Gland packing]	强化聚四氟乙烯 [Aramid fiber PTFE]
手轮 [Handwheel]	锌 (压铸) (DN8 ~ DN25)/ 铝 (压铸) (DN32 ~ DN80)/ 灰铸铁 (DN100) [Zinc die-cast(DN8 ~ DN25)/ Aluminum die-cast(DN32 ~ DN80)/ Cast iron(DN100)]

■ 尺寸 [Dimensions]

(mm)

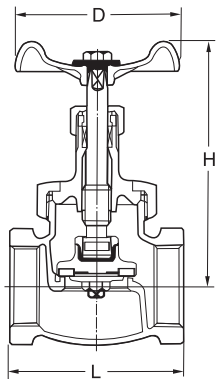
DN	mm	8	10	15	20	25	32	40	50	65	80	100
	inch	1/4	3/8	1/2	3/4	1	1 1/4	1 1/2	2	2 1/2	3	4
L		40	42	48	53	63	73	81	94	115	131	171
H (全开Open)		66	67	69	80	94	104	127	147	179	200	250
D		50	50	55	60	70	80	90	100	115	135	180

PN16

青铜丝扣截止阀 (明杆式)

Cast Bronze Globe Valve (Rising stem) Threaded ends to BS21

G



■ 最高工作压力 [Maximum Working Pressure]

120℃压力变动小的水·油·气 [120℃ W.O.G.non-shock]	1.6MPa(16bar)
饱和蒸气 [Saturated steam]	0.9MPa (9bar)

■ 材质 [Materials]

零件 [Parts]	材质 [Material]
阀体 [Body]	青铜CAC [Forged Brass CAC]
阀盖 [Bonnet]	黄铜 (DN8 ~ DN50)/C3771BE 青铜 (DN65以上)CAC [Forged brass(DN8 ~ DN50)/ Cast bronze(DN65 and over) CAC]
阀杆 [Stem]	K-合金 [K-Metal]
闸瓣 [Disc]	石墨聚四氟乙烯 [G/F+PTFE]
填料 [Gland packing]	强化聚四氟乙烯 [Aramid fiber PTFE]
手轮 [Handwheel]	锌 (压铸) (DN8 ~ DN20)/ 铝 (压铸) (DN25以上) [Zinc die-cast(DN8 ~ DN20)/ Aluminum die-cast(DN25 and over)]

■ 尺寸 [Dimensions]

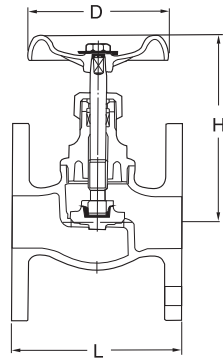
(mm)

DN	mm	8	10	15	20	25	32	40	50	65	80
	inch	1/4	3/8	1/2	3/4	1	1 1/4	1 1/2	2	2 1/2	3
L		47	53	57	66	76	88	100	120	147	162
H (全开Open)		68	88	100	110	120	140	156	185	210	229
D		50	55	60	70	80	90	100	115	135	155

PN16

青铜法兰截止阀 (明杆式)

Cast Bronze Globe Valve (Rising stem) Flanged ends

B
BH

■ 最高工作压力 [Maximum Working Pressure]

120℃压力变动小的水·油·气 [120℃ W.O.G.non-shock]	1.6MPa(16bar)
饱和蒸气 [Saturated steam]	1.0MPa (10bar)

■ 材质 [Materials]

零件 [Parts]	材质 [Material]
阀体 [Body]	青铜CAC [Forged Brass CAC]
阀盖 [Bonnet]	黄铜 (DN15 ~ DN65)/C3771BE / 青铜 (DN80以上)CAC/ [Forged brass(DN15 ~ DN65)/ Cast bronze(DN80 and over) CAC]
阀杆 [Stem]	K-合金 [K-Metal]
闸瓣 [Disc]	青铜CAC [Cast bronze CAC]
填料 [Gland packing]	强化聚四氟乙烯 [Aramid fiber PTFE]
手轮 [Handwheel]	锌 (压铸) (DN15 ~ DN20) / 铝 (压铸) (DN25 ~ DN80) / 球墨铸铁 (DN100) [Zinc die-cast(DN15 ~ DN20)/ Aluminum die-cast(DN25 ~ DN80)/ Ductile iron(DN100)]

■ 尺寸 [Dimensions]

(mm)

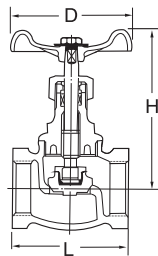
DN	mm	15	20	25	32	40	50	65	80	100
	inch	1/2	3/4	1	1 1/4	1 1/2	2	2 1/2	3	4
L		83	88	100	113	120	145	165	177	220
H (全开Open)		79	94	105	127	145	174	198	215	250
D		60	70	80	90	100	115	135	155	180

PN20

青铜丝扣截止阀 (明杆式)

Cast Bronze Globe Valve (Rising stem) Threaded ends to BS21

C



■ 最高工作压力 [Maximum Working Pressure]

120℃压力变动小的水·油·气 [120℃ W.O.G.non-shock]	2.1MPa(21bar)
饱和蒸气 [Saturated steam]	1.0MPa(10bar)

■ 材质 [Materials]

零件 [Parts]	材质 [Material]
阀体 [Body]	青铜CAC [Cast bronze CAC]
阀盖 [Bonnet]	黄铜 (DN8 ~ DN65)/C3771BE 青铜 (DN80)CAC [Forged brass(DN8 ~ DN65)/ Cast bronze(DN80) CAC]
阀杆 [Stem]	K-合金 [K-Metal]
闸瓣 [Disc]	青铜 [Cast bronze]
填料 [Gland packing]	强化聚四氟乙烯 [Aramid fiber PTFE]
手轮 [Handwheel]	锌 (压铸) (DN8 ~ DN20) / 铝 (压铸) (DN25以上) [Zinc die-cast(DN8 ~ DN20)/ Aluminum die-cast(DN25 and over)]

■ 尺寸 [Dimensions]

(mm)

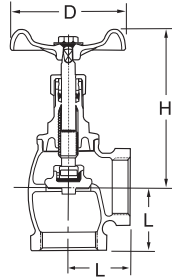
DN	mm	8	10	15	20	25	32	40	50	65	80
	inch	1/4	3/8	1/2	3/4	1	1 1/4	1 1/2	2	2 1/2	3
L		44	44	53	65	77	85	100	119	139	158
H (全开Open)		66	68	79	93	104	127	145	174	199	215
D		50	50	60	70	80	90	100	115	135	155

PN20

青铜丝扣角式截止阀 (明杆式)

Cast Bronze Globe(Angle type) Valve (Rising stem) Threaded ends to BS21

CA



■ 最高工作压力 [Maximum Working Pressure]

120℃压力变动小的水·油·气 [120℃ W.O.G.non-shock]	2.1MPa(21bar)
饱和蒸气 [Saturated steam]	1.0MPa(10bar)

■ 材质 [Materials]

零件 [Parts]	材质 [Material]
阀体 [Body]	青铜CAC [Cast bronze CAC]
阀盖 [Bonnet]	黄铜 (DN8 ~ DN65)/C3771BE 青铜 (DN80)CAC [Forged brass(DN8 ~ DN65)/ C3771BE Cast bronze(DN80) CAC]
阀杆 [Stem]	K-合金 [K-Metal]
闸瓣 [Disc]	青铜CAC [Cast bronze CAC]
填料 [Gland packing]	强化聚四氟乙烯 [Aramid fiber PTFE]
手轮 [Handwheel]	锌 (压铸) (DN8 ~ DN20)/ 铝 (压铸) (DN25以上) [Zinc die-cast(DN8 ~ DN20)/ Aluminum die-cast(DN25 and over)]

■ 尺寸 [Dimensions]

(mm)

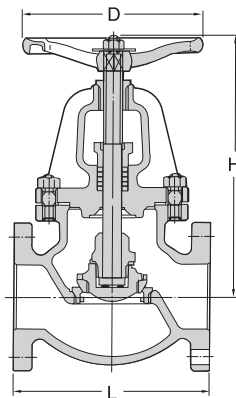
DN	mm	8	10	15	20	25	32	40	50	65	80
	inch	1/4	3/8	1/2	3/4	1	1 1/4	1 1/2	2	2 1/2	3
L		21	24	28	34	40	47	52	61	74	85
H (全开Open)		66	68	79	93	104	127	145	174	199	215
D		50	50	60	70	80	90	100	115	135	155

JIS 10K

铸铁法兰截止阀 (明杆式)

Cast Iron Globe Valve (Outside screw & yoke, rising stem) Flanged ends

10FCJ
10FCJS
10FCJU



■ 最高工作压力 [Maximum Working Pressure]

120℃均衡水流 [120℃ Non-shock water]	1.37MPa(13.7bar)
120℃水, 油, 空气 [120℃ Water, Oil, Air]	0.98MPa (9.8bar)
120℃气 [120℃ Gas.]	0.20MPa(2.0bar)
饱和蒸气 [Saturated steam]	0.69MPa (6.9bar)

■ 材质 [Materials]

零件 [Parts]	材质 [Material]
阀体 [Body]	灰铸铁FC200 [Cast iron FC200]
阀盖 [Bonnet]	灰铸铁FC200 [Cast iron FC200]
阀杆 [Stem]	黄铜*/ 13%Cr**·304型*不锈钢 [Forged brass*/ 13%Cr**·304Type*Stainless steel]
闸瓣 [Disc]	青铜*1·13%Cr**·304型*不锈钢 (DN40 ~ DN50)/灰铸铁(DN65以上) [Cast bronze*/13%Cr**·304Type* Stainless steel(DN40 and Dn50)/ Cast iron(DN65 and over)]
填料 [Gland packing]	非石棉 [Non asbestos]
垫片 [Gasket]	非石棉 [Non asbestos]
阀体防漏垫圈 [Body seat ring]	青铜*/13%Cr-不锈钢*/ 304型-不锈钢* [Cast bronze*/13%Cr Stainless steel** 304 TypeStainless steel**
阀座防漏垫圈 [Disc seat ring]	青铜*/13%Cr-不锈钢*/ 304型-不锈钢* [Cast bronze*/13%Cr Stainless steel** 304 TypeStainless steel**
手轮 [Handwheel]	灰铸铁 (DN40 ~ DN150, DN300)/ 球墨铸铁 (DN200, DN250) [Cast iron(DN40 ~ DN150 and DN300)/ Ductile iron(DN200 and DN250)]

*1=10FCJ *2=10FCJS *3=10FCJU

■ 尺寸 [Dimensions]

(mm)

DN	mm	40	50	65	80	100	125	150	200	250	300
	inch	1 1/2	2	2 1/2	3	4	5	6	8	10	12
L		190	200	220	240	290	360	410	500	620	700
H (全开Open)		260	277	307	353	404	454	533	642	665	883
D		160	180	180	225	280	300	350	450	450	500